

Welcome to the **Key Stage2 SATs** presentation

8th March 2022

2:30 - 3:15 pm



Aims of the session

- To share important information about KS2 SATs tests
- To make you aware of the expectations for the end of Year 6
- To answer any questions about KS2 SATs
- To discuss/share ideas about how you, as a parent, can help your child at home

What are SATs?

- SATs are Key Stage 2 National Curriculum Tests.
- These are generally known as “SATs” (Standard Attainment Tests).
- These are statutory for all schools and are a guide as to whether a child has met end of Key Stage expectations.
- **Every child will sit the same papers.**

How is SATs week organised?

- A timetable is issued to school, telling us on which days/sessions tests must be administered.
- Some children will complete tests in the big hall, with all displays that may help, covered over.
- Some children may take the tests in the classroom or the Owl Room, if teachers decide that this would benefit them.

How is SATs week organised?

- The Government's expectation is that all children participate.
- Some children will have extra time, a scribe or a reader, if this is part of their normal school routine. This will be applied for by the teacher and children will be informed nearer the time if this is the case for them.

There are six papers:

- . One Reading paper
- . Three Maths papers (one Arithmetic and two Reasoning)
- . One Grammar Punctuation and Spelling paper
- . One Spelling paper.

There are no tests for writing or science as these subjects will continue to be assessed by teachers.

Sample SATs Timetable

Year 6 SATs Week 9th – 12th May 2022

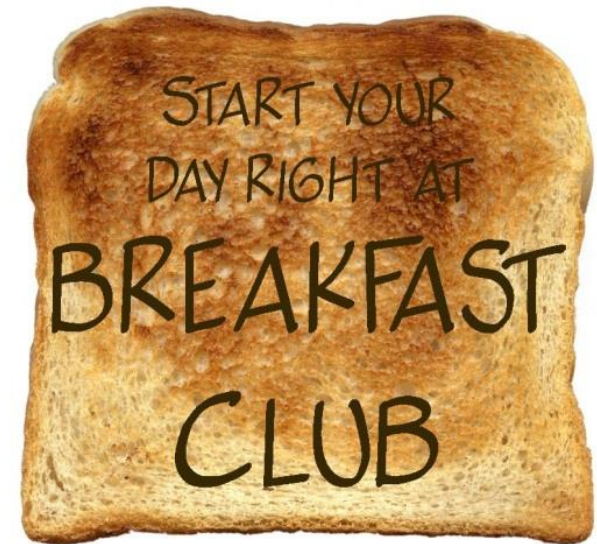
Day	9-10:30	10:45-12:10	1:00-2:15	2:30-3:15
Monday 9th May	Spelling, Punctuation and Grammar (Paper 1)	Spelling, Punctuation and Grammar (Paper 2)	Revision	Relaxing activities
Tuesday 10th May	English Reading	Revision	Revision	Relaxing activities
Wednesday 11th May	Maths Paper 1 (Arithmetic)	Maths Paper 2 (Reasoning)	Revision	Relaxing activities
Thursday 12th May	Maths Paper 3 (Reasoning)	End of SATs test Celebration	Humanities work	PE

During SATs week:



- Please ensure that your child is in school every day during SATs week.
- Ensure that they are in school on time.
- Please don't book anything during this week e.g. doctor's appointments, holidays etc.
- If your child is ill, let us know immediately.

**Breakfast Club running
during SATs week to
ensure a calm arrival
(8:15-8:45)**



What information will you receive afterwards?

- Later in the summer term, you will receive your child's school report. This will include their achievements; general progress; attendance record and results of the National Curriculum Tests.

Is this information used by secondary schools?

- Standardised scores will provide secondary schools with a consistent measure. From this, they will be able to tell whether the children have 'met' the expected standard.
- Teacher assessment results are also shared with the secondary schools, along with more general but very important information about your child.

English

- English is split into 3 component parts:
 1. Reading
 2. Writing
 3. Grammar, Spelling and Punctuation (GPS)

Writing

- Your child will be awarded one of two statements. Work is assessed from a broad sample from across the curriculum.
- The broad statements are:
 1. Working **towards** the expected standard
 2. Working **at** the expected standard

Grammar Punctuation and Spelling

- 45 minutes test on grammar (46/47 questions).

Pupils will be tested on their knowledge of :

- Word classes and their functions, e.g. adjectives
- Structure of words, e.g. root word , suffix, prefix
- Sentence structure e.g. simple or compound or complex sentences
- Parts of a sentence, e.g. noun phrase; main clause; relative clause
- Punctuation and their different functions

The Spelling Test is separate and it is worth 20 marks out of 70.

Spelling Test

- An **aural spelling test of 20 words**, lasting around **15 minutes**

Spelling

Spelling 1: The word is **disorder**.

Jordan's messy room was in a state of **disorder**.

The word is **disorder**.

Spelling 2: The word is **knock**.

David gave a **knock** on the door before entering.

The word is **knock**.

Spelling 3: The word is **polishing**.

Anita was **polishing** her shoes.

The word is **polishing**.



Reading



- 60 minutes to read the booklet and answer approximately 36 questions.
- There will be 3 texts of mixed genres, the least demanding will come first, so they get progressively more difficult.
- There will be a mixture of question types.
- Usually, there has been a greater focus on fictional texts and the key comprehension skills, which include: word meaning, inference, prediction, retrieval, explanation and summary.
- The number of correct marks from the SATs paper will be converted against the national average for Expected standard. This is called a 'scaled score'. The national 'expected' standard mark is 100.

Children cannot have any aspect of the test read to them.



How can parents help with reading?

- Ensure your child reads every night!
- Encourage them to read fiction and non-fiction.
- Try to ask them questions about the text.
- Help them with the different skills of reading especially 'skim' reading where they are looking for key words in the text.
- Encourage them to summarise concisely, in their own words and to tell what they've read about.
- Speed reading/ fluency/stamina.
- Ask them about the meaning of words and encourage them to check words that they don't understand to become proactive, curious readers.



Mathematics



- Mathematics SATs consist of:
 - **An arithmetic paper** which assesses basic mathematical calculations. The pupils have 30 minutes to complete it.
 - **Two reasoning papers**
 - **These are 40 minutes each.**

The children will **NOT** be allowed to use a calculator.

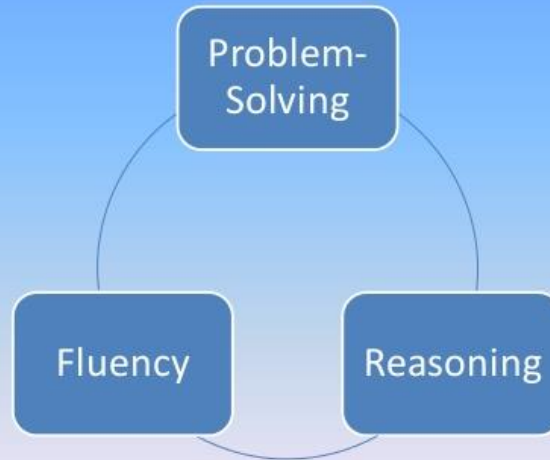


Mathematics



- Some questions are worth 1 mark and therefore, accuracy is important.
- Other questions are worth 2 marks and even if the answer is wrong, a mark may be given for correct working.
- Teachers may read questions in both written papers to pupils who ask .
- Children need to form their numbers properly, to be sure of getting the mark and to use the commas and the decimal point correctly.
- They have to be able to find the efficient/quickest method of calculation (e.g. $13 \times 20 =$ is 13×2 then, make the answer 10 times bigger).

Three Aims



$$6 \times 4 = 4 \times \blacksquare$$

If I know then I can....

Paper 1- Arithmetic


30 minutes to complete 36 questions

Paper 2- Reasoning

40 minutes to complete 21 questions

Paper 3- Reasoning

40 minutes to complete 21 questions



The questions become progressively more challenging but no questions on the SATs papers are 'easy'.

- **Testing reasoning and application of the taught skills: money, time, data, ratio and proportion, algebra, measures, percentages etc.**
- **Heavy emphasis on problem solving involving number and fractions.**



Each pupil registered for the test will receive:

- There are 120 marks altogether. An average is gathered by the STA and this informs the 'At Year 6 standard' pass mark
- You will receive confirmation of whether or not your child has attained the national Year 6 standard

Achieved the National Standard - the pupil will have demonstrated sufficient knowledge in the areas assessed by the tests. This will mean that they are well placed to succeed in the next phase of their education.



What the children will need:

- Small mascot of choice to sit on table in front of them
- Clear water bottle with any labels removed
- We will provide the rest of the equipment (pens, pencils, rulers etc.)



How can parents help?

- Ensure children have had breakfast and a good night's sleep. Make sure there are no late nights during this week and the Sunday before.
- Supporting with Home Learning; multiplication tables (these are vital for applying to many different concepts); spellings; reading a variety of texts at home.
- Working through the revision books with your child.
- Ensuring attendance at school from now until SATs.
- Hearing from you also that they can "only do their best" will reassure the children.
- Please build confidence and success.
- Be positive!
- Remember: The calmer the children, the better they will do and the easier they will find the whole week.

Wellbeing

- In order to help children cope with the pressure, we have been allowing them to have Brain Breaks.
- We will increase the amount of Brain Breaks as we get closer to May
- Near the time, through RSHE, we will discuss how to cope with stress and help children to identify what works for them.

Revision Guides

- Thank you for your parental support so far.
- Please continue to help your child to work through the SATs Revision books.
- It is more beneficial for your child if you sit with them whilst they work and discuss any misconceptions they have, rather than allowing them to work alone silently and then just finding out if they are wrong or right later.
- For GPS, please use the Glossary of Terms document which we will send home with your child or are available here
- Website: Past SATs Papers

<http://www.satspapers.org.uk/Page.aspx?TId=5>

- Website: Times Tables.co.uk

<https://www.timestables.co.uk/>



○ Any questions?